

AMSTERDAM SCHIPHOL AIRPORT - 2020



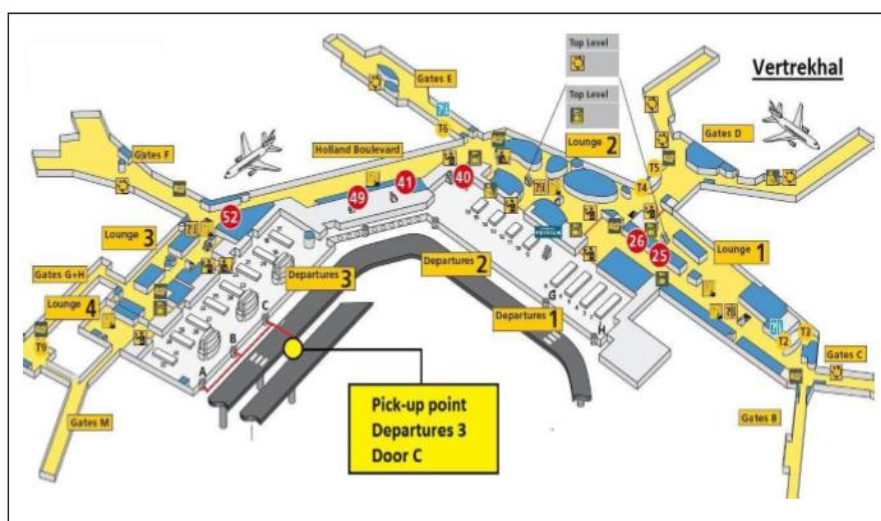
GOOGLE MAP LINK
CLICK HERE

REPRESENTATIVE DETAILS

Park & Fly BV
Veenderveld 10
2371 TV Roelofarendsveen

CONTACT DETAILS / HOURS

p: +31 (0)20 21 11 225
e: info@totalcareparking.nl
o: 7 days / 6am-10pm



COLLECTION PROCEDURE

After collecting your luggage, contact PARK & FLY on the above phone number. Then follow the signs to Departures 3 and take the Door C exit. Cross the road and wait on the pavement for the Park & Fly courtesy shuttle (10-15mins after your call). **Note:** the Departures hall is up one level from the Arrivals hall.

- **Arriving off a flight?** As long as your flight details are on your voucher/contract, please follow above procedure.
- **Not arriving off a flight?** Please phone or email the location to reconfirm your collection time 4 working days in advance, then either make your way to the location address noted above, or call for your courtesy transfer from the airport and follow the above meeting point procedure.

PREPARING FOR YOUR RETURN

You must phone or email the return location 4 working days in advance to book your return appointment (time).

RETURN PROCEDURE

Please return your vehicle to the Park & Fly address noted above. You will be returned to your departure terminal in a courtesy shuttle.

See next page for maps
to help you find the
Amsterdam Airport
location.

PEUGEOT
DRIVE EUROPE



CAR-2-EUROPE


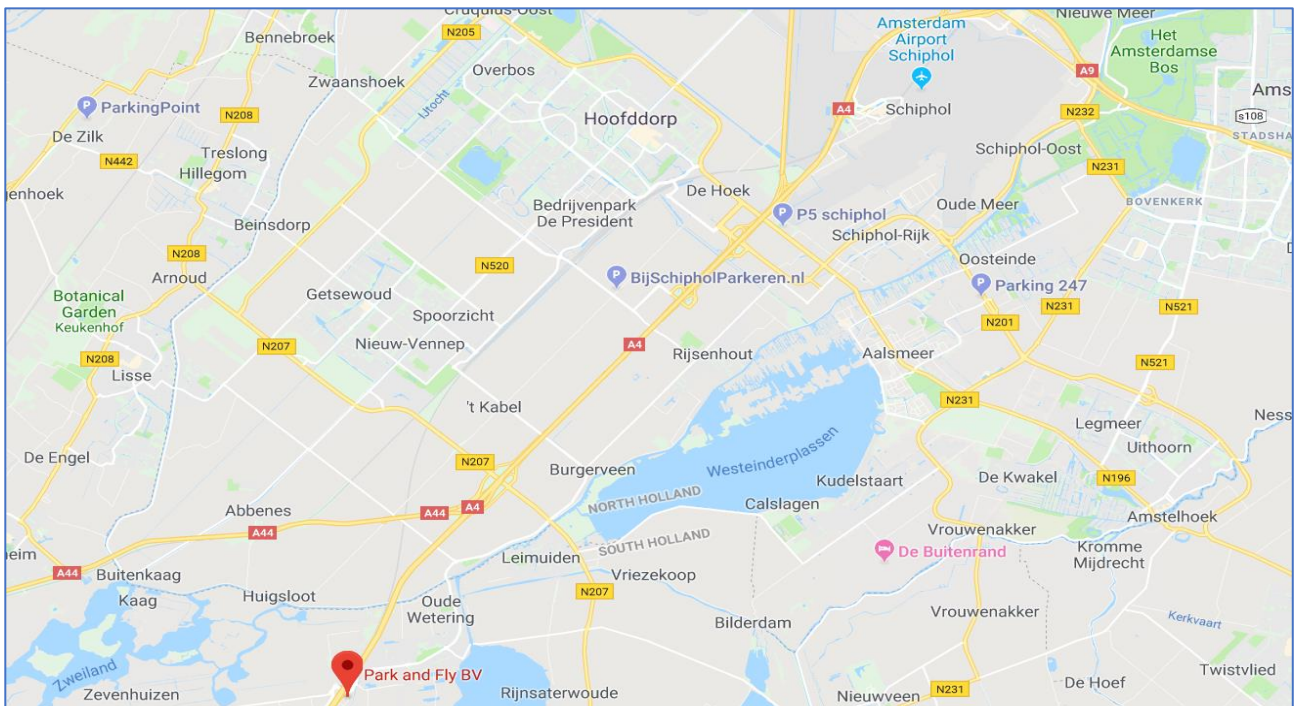
Copyright – Peugeot Drive Europe (NZ), a division of Drive Holidays Ltd.

www.peugeotdriveurope.co.nz / peugeot@driveurope.co.nz / Ph: +64 9 394 7710

AMSTERDAM SCHIPHOL AIRPORT - 2020



GOOGLE MAP LINK
CLICK HERE



PEUGEOT
DRIVE EUROPE



CAR-2-EUROPE

Copyright – Peugeot Drive Europe (NZ), a division of Drive Holidays Ltd.

www.peugeotdriveeurope.co.nz / peugeot@driveeurope.co.nz / Ph: +64 9 394 7710